

## DEPOSITOR CONTROL PANEL

# Secondary Security

The Depositor Control Panel (DCP) at [www.depositorcontrol.com](http://www.depositorcontrol.com) is a secure website that was specially created to help you manage your ICS account(s).

To establish stronger security, you can opt to use a 6-digit, second-factor authentication code every time you log in to the DCP.

The first time you log in, you can select one of the following options for second-factor authentication:


- 1 Phone text message
- 2 Mobile app via Google Authenticator on your smartphone

You may also opt out of the service by clicking the link at the bottom of the page.

If you select the Mobile App option, you will be prompted to download Google Authenticator from your App Store. Once you open the app, you will begin the setup process. You will be given the option to scan the barcode or enter the code manually, as pictured. The App will need access to your phone camera to upload the barcode. Once you have set up Google Authenticator, you can use the app to obtain a 6-digit verification code that you can use when you log in to the DCP.

### Set Up Stronger Security for Your Account


For your security, we will ask you for a different verification code each time you log in. How would you like to receive the verification code?



**PHONE TEXT MESSAGE**

Provide your mobile phone number to receive your verification code via text message. Standard text messaging fees may apply.

[I WANT TO USE PHONE TEXT MESSAGE](#)





**MOBILE APP**

Use an app on your smart phone to receive your verification code.


[I WANT TO USE MOBILE APP](#)

[I do not want to secure my account with a verification code.](#)

1. Download the App to Your Mobile Device  
Download and install the Google Authenticator App, available for iOS and Android.  
Download Google Authenticator  



2. Set Up the App on Your Mobile Device  
Open the application on your mobile device and follow the on-screen instructions to scan or manually enter the code below.  

KVBIP4INMTBOTMB6N65B20M4LJ6NESU7X5ED6I40V4GKMOUISQMA



[CONTINUE](#)

...cation method.

Enter the code you have received in the Authenticator App

Enter your 6-digit code

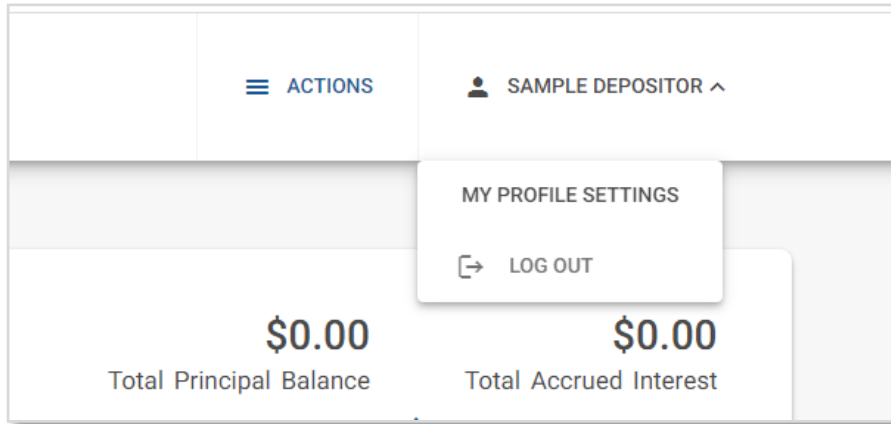
Enter your 6-digit code

This field is **required**

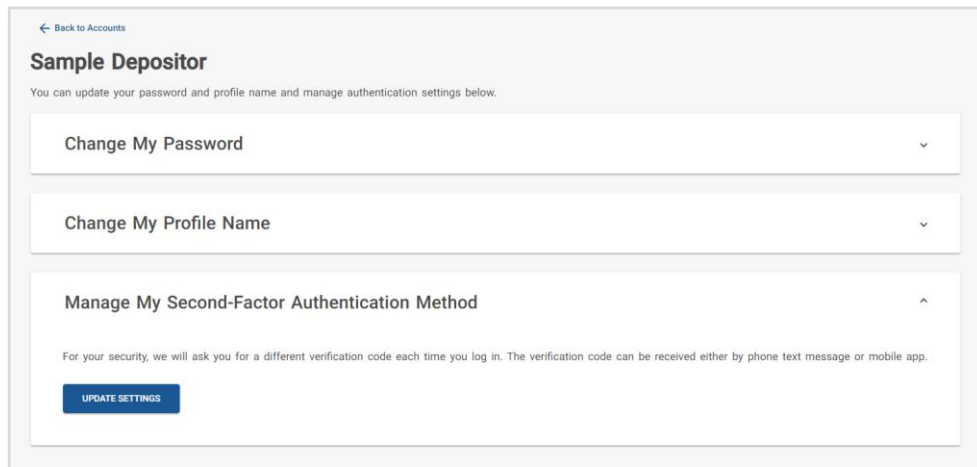
[CONFIRM VERIFICATION CODE](#)

# Resetting Your Secondary Security Settings

If you need to manage your Second-Factor Authentication Method, click on the Profile Management link from your DCP account.



Then click on Manage My Second-Factor Authentication Method.



You will have the option to update your current settings or disable the secondary security method.

---

Deposit placement through CDARS or ICS is subject to the terms, conditions, and disclosures in applicable agreements. Although deposits are placed in increments that do not exceed the FDIC standard maximum deposit insurance amount ("SMDIA") at any one destination bank, a depositor's balances at the institution that places deposits may exceed the SMDIA (e.g., before settlement for deposits or after settlement for withdrawals) or be uninsured (if the placing institution is not an insured bank). The depositor must make any necessary arrangements to protect such balances consistent with applicable law and must determine whether placement through CDARS or ICS satisfies any restrictions on its deposits. A list identifying IntraFi network banks appears at <https://www.intrafi.com/network-banks>. The depositor may exclude banks from eligibility to receive its funds. IntraFi and ICS are registered service marks, and the IntraFi hexagon and IntraFi logo are service marks, of IntraFi Network LLC.